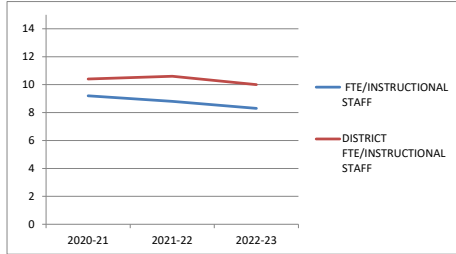
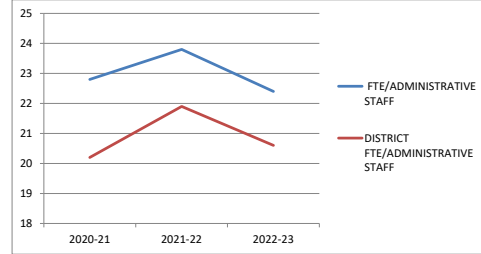


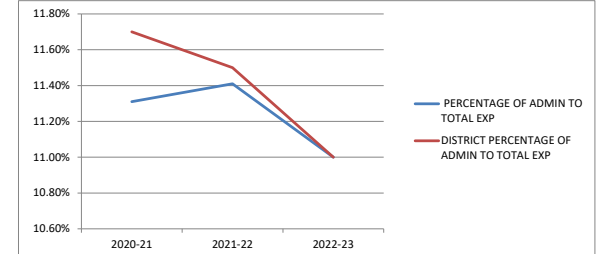
FTE/INSTRUCTIONAL STAFF	DISTRICT FTE/INSTRUCTIONAL STAFF	
<b>BLOUNTSTOWN ELEMENTARY SCHOOL</b>		
2020-21	9.2	10.4
2021-22	8.8	10.6
2022-23	8.3	10



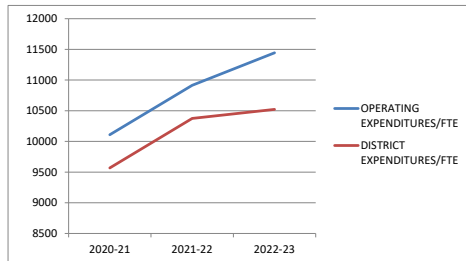
FTE/ADMINISTRATIVE STAFF	DISTRICT FTE/ADMINISTRATIVE STAFF	
<b>BLOUNTSTOWN ELEMENTARY SCHOOL</b>		
2020-21	22.8	20.2
2021-22	23.8	21.9
2022-23	22.4	20.6



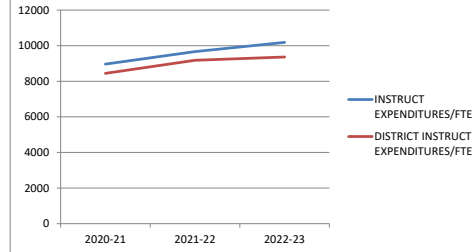
PERCENTAGE OF ADMIN TO TOTAL EXP	DISTRICT PERCENTAGE OF ADMIN TO TOTAL EXP	
<b>BLOUNTSTOWN ELEMENTARY SCHOOL</b>		
2020-21	11.31%	11.70%
2021-22	11.41%	11.50%
2022-23	11.00%	11.00%



OPERATING EXPENDITURES/FTE	DISTRICT EXPENDITURES/FTE	
<b>BLOUNTSTOWN ELEMENTARY SCHOOL</b>		
2020-21	10109	9568
2021-22	10915	10376
2022-23	11444	10522



INSTRUCT EXPENDITURES/FTE	DISTRICT INSTRUCT EXPENDITURES/FTE	
<b>BLOUNTSTOWN ELEMENTARY SCHOOL</b>		
2020-21	8965	8445
2021-22	9669	9178
2022-23	10185	9364



GENERAL FUND'S UNASSIGNED/ASSIGNED FUND BALANCE		
<b>BLOUNTSTOWN ELEMENTARY SCHOOL</b>		
2020-21	\$	14,558,729
2021-22	\$	16,616,856
2022-23	\$	17,067,650

