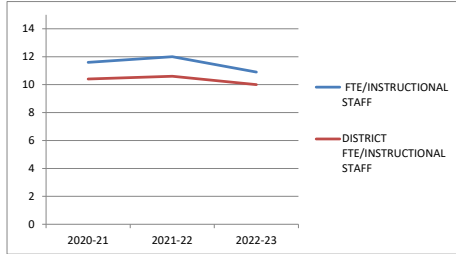
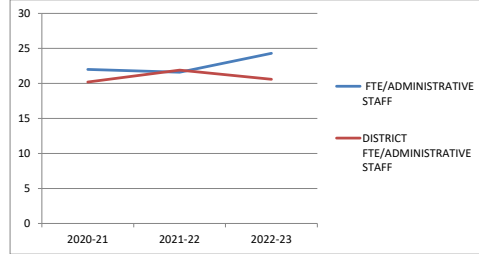


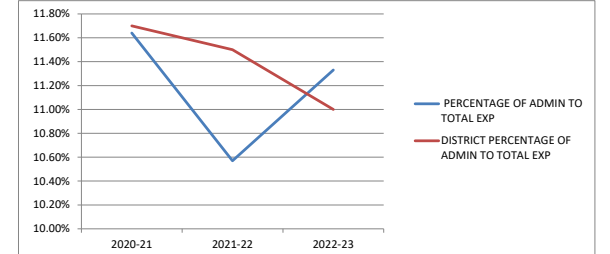
| FTE/INSTRUCTIONAL STAFF | DISTRICT FTE/INSTRUCTIONAL STAFF | |
|---------------------------------|----------------------------------|------|
| CARR ELEMENTARY & MIDDLE SCHOOL | | |
| 2020-21 | 11.6 | 10.4 |
| 2021-22 | 12 | 10.6 |
| 2022-23 | 10.9 | 10 |



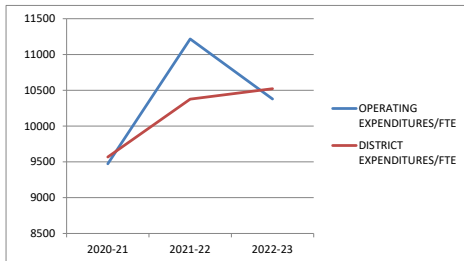
| FTE/ADMINISTRATIVE STAFF | DISTRICT FTE/ADMINISTRATIVE STAFF | |
|---------------------------------|-----------------------------------|------|
| CARR ELEMENTARY & MIDDLE SCHOOL | | |
| 2020-21 | 22 | 20.2 |
| 2021-22 | 21.6 | 21.9 |
| 2022-23 | 24.3 | 20.6 |



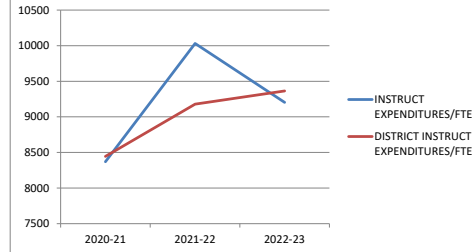
| PERCENTAGE OF ADMIN TO TOTAL EXP | DISTRICT PERCENTAGE OF ADMIN TO TOTAL EXP | |
|----------------------------------|---|--------|
| CARR ELEMENTARY & MIDDLE SCHOOL | | |
| 2020-21 | 11.64% | 11.70% |
| 2021-22 | 10.57% | 11.50% |
| 2022-23 | 11.33% | 11.00% |



| OPERATING EXPENDITURES/FTE | DISTRICT EXPENDITURES/FTE | |
|---------------------------------|---------------------------|-------|
| CARR ELEMENTARY & MIDDLE SCHOOL | | |
| 2020-21 | 9473 | 9568 |
| 2021-22 | 11217 | 10376 |
| 2022-23 | 10378 | 10522 |



| INSTRUCT EXPENDITURES/FTE | DISTRICT INSTRUCT EXPENDITURES/FTE | |
|---------------------------------|------------------------------------|------|
| CARR ELEMENTARY & MIDDLE SCHOOL | | |
| 2020-21 | 8370 | 8445 |
| 2021-22 | 10031 | 9178 |
| 2022-23 | 9203 | 9364 |



| GENERAL FUND'S UNASSIGNED/ASSIGNED FUND BALANCE | CARR ELEMENTARY & MIDDLE SCHOOL | |
|---|---------------------------------|------------|
| 2020-21 | \$ | 14,558,729 |
| 2021-22 | \$ | 16,616,856 |
| 2022-23 | \$ | 17,067,650 |

