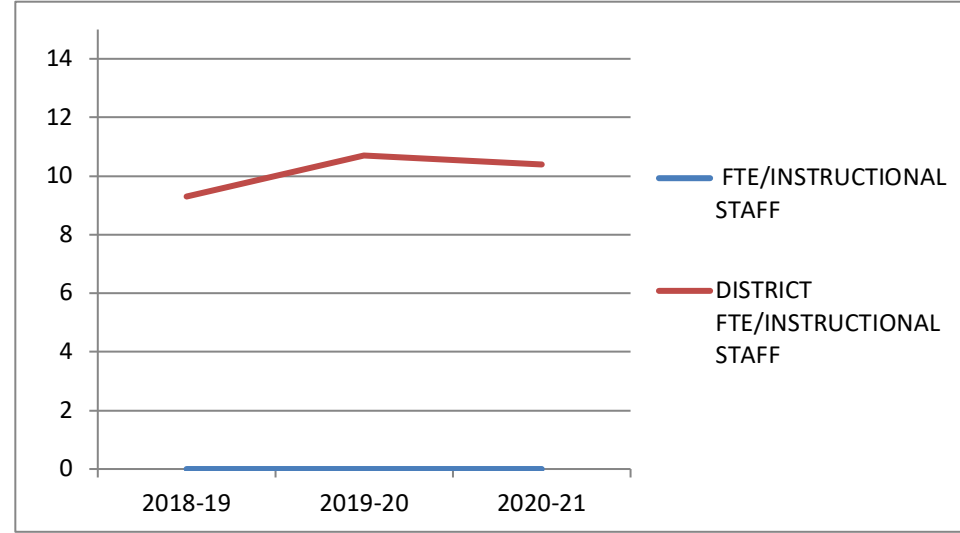
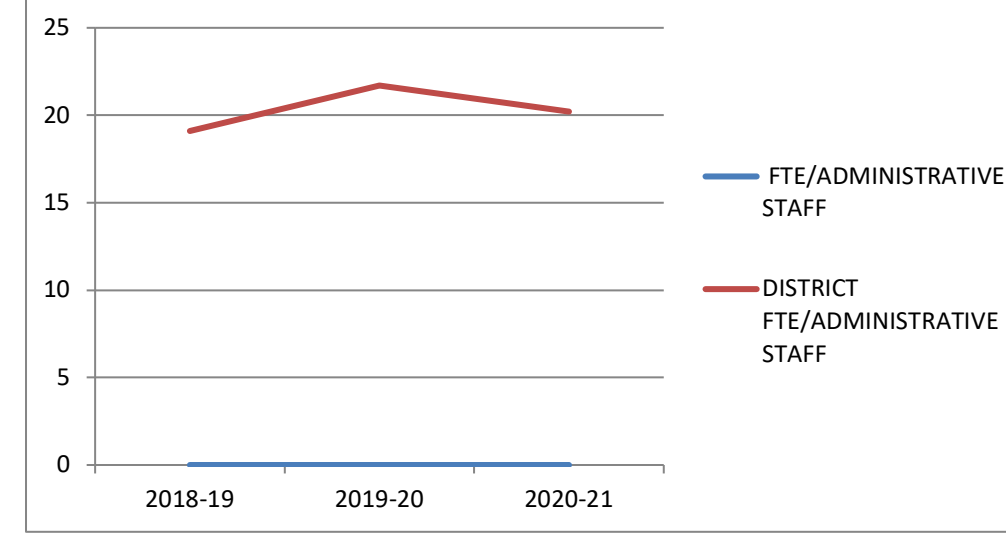


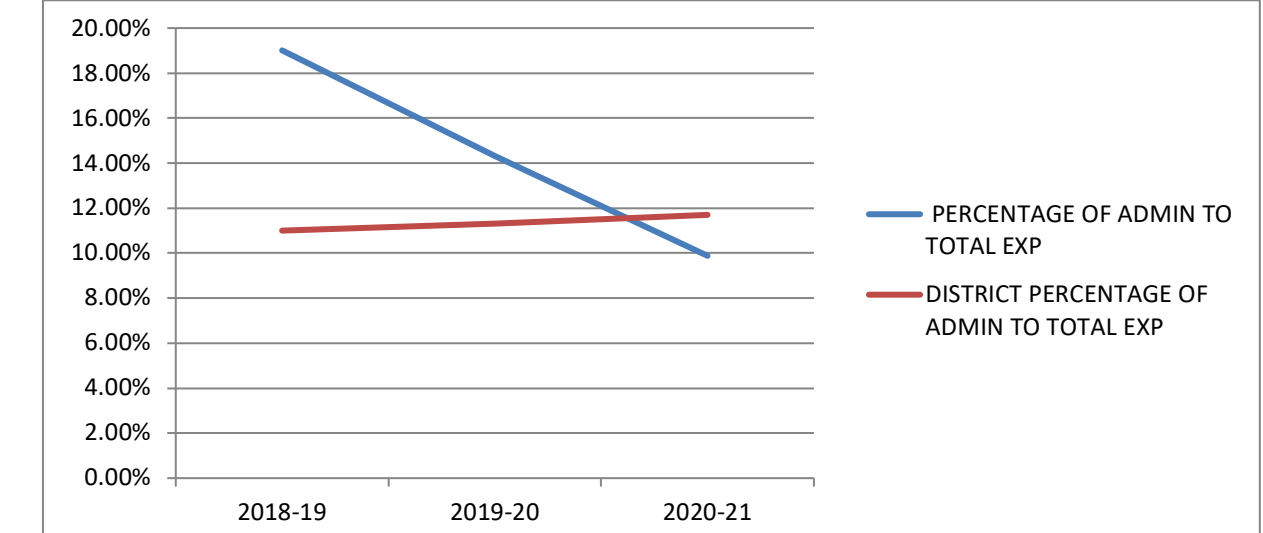
FTE/INSTRUCTIONAL STAFF	DISTRICT FTE/INSTRUCTIONAL STAFF	
<b>CALHOUN VIRTUAL INSTRUCTION</b>		
2018-19	0	9.3
2019-20	0	10.7
2020-21	0	10.4



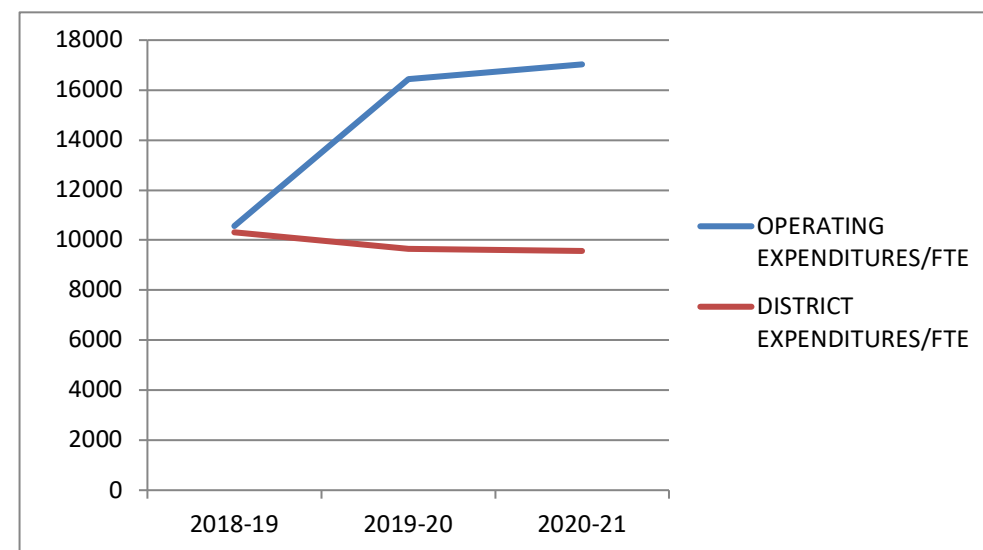
FTE/ADMINISTRATIVE STAFF	DISTRICT FTE/ADMINISTRATIVE STAFF	
<b>CALHOUN VIRTUAL INSTRUCTION</b>		
2018-19	0	19.1
2019-20	0	21.7
2020-21	0	20.2



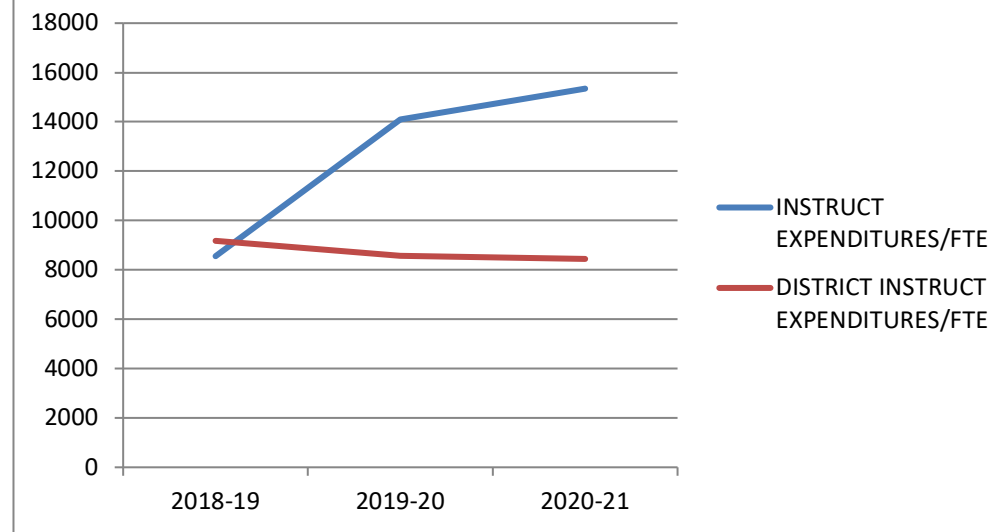
PERCENTAGE OF ADMIN TO TOTAL EXP	DISTRICT PERCENTAGE OF ADMIN TO TOTAL EXP	
<b>CALHOUN VIRTUAL INSTRUCTION</b>		
2018-19	19.01%	11.00%
2019-20	14.32%	11.30%
2020-21	9.88%	11.70%



OPERATING EXPENDITURES/FTE	DISTRICT EXPENDITURES/FTE	
<b>CALHOUN VIRTUAL INSTRUCTION</b>		
2018-19	10565	10314
2019-20	16443	9654
2020-21	17030	9568



INSTRUCT EXPENDITURES/FTE	DISTRICT INSTRUCT EXPENDITURES/FTE	
<b>CALHOUN VIRTUAL INSTRUCTION</b>		
2018-19	8556	9178
2019-20	14088	8564
2020-21	15347	8445



GENERAL FUND'S UNASSIGNED/ASSIGNED FUND BALANCE		
<b>CALHOUN VIRTUAL INSTRUCTION</b>		
2018-19	\$	6,871,567
2019-20	\$	13,474,828
2020-21	\$	14,558,729

