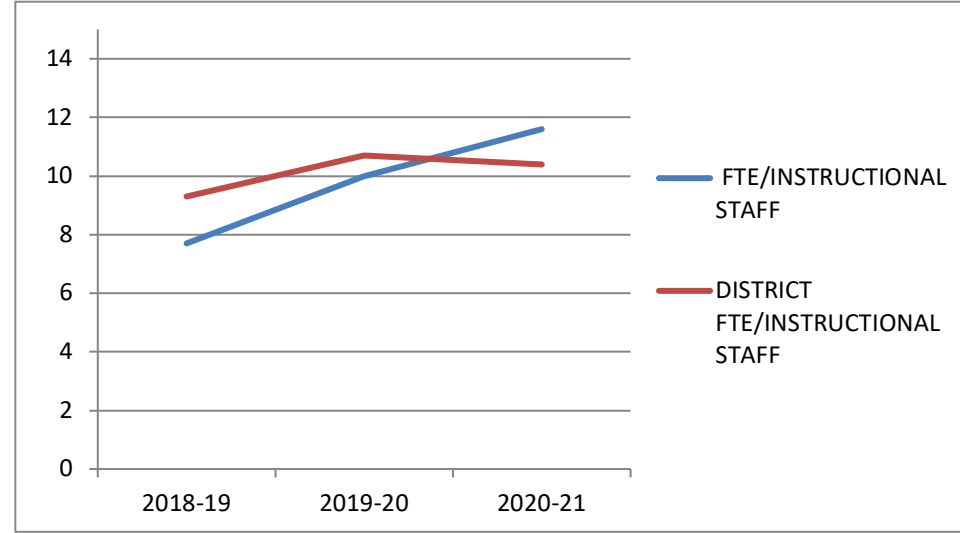
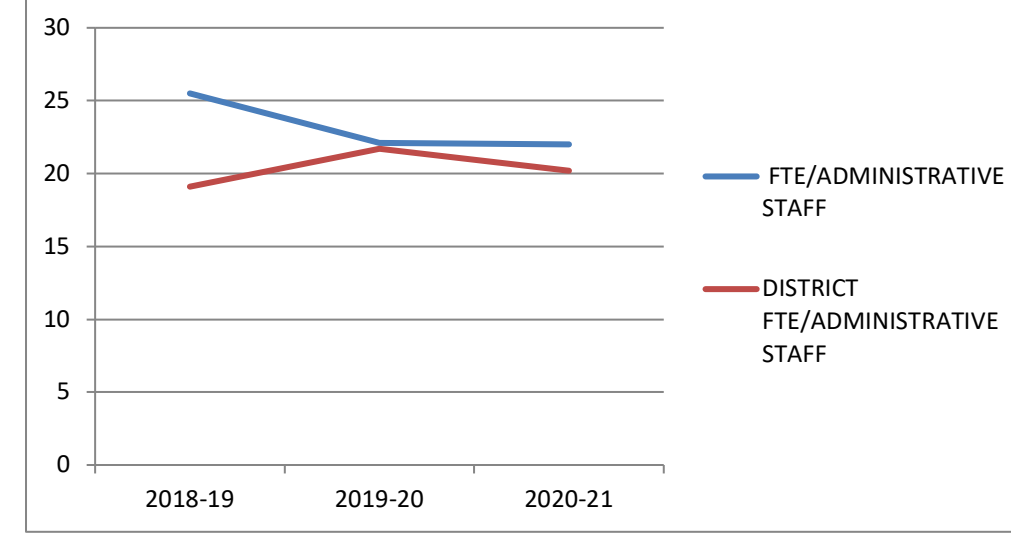


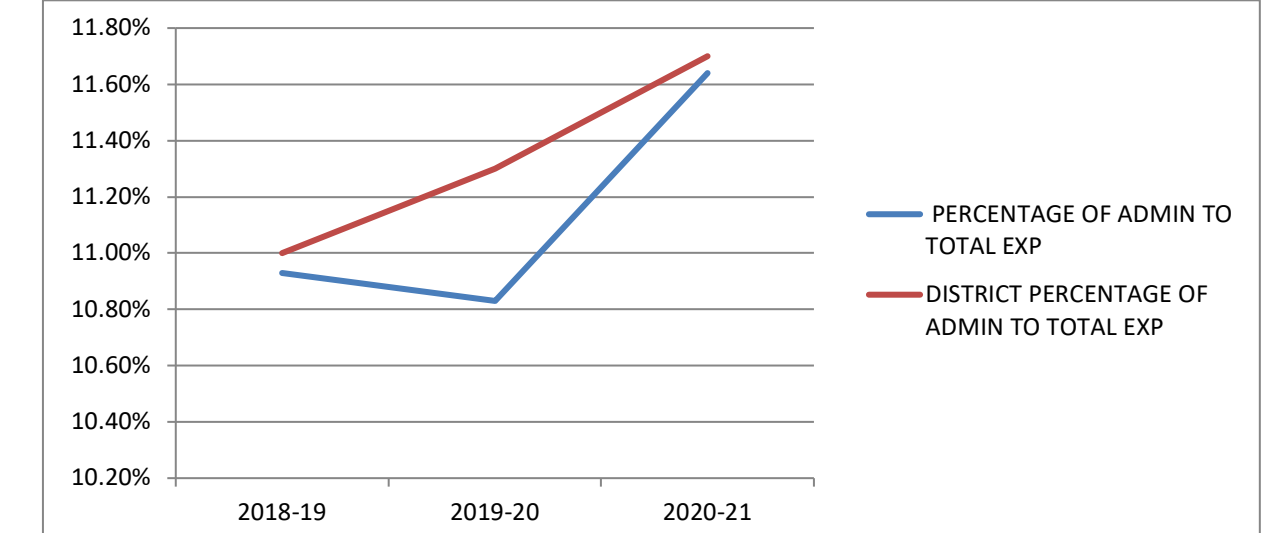
FTE/INSTRUCTIONAL STAFF	DISTRICT FTE/INSTRUCTIONAL STAFF
<b>CARR ELEMENTARY &amp; MIDDLE SCHOOL</b>	
2018-19	7.7
2019-20	10
2020-21	11.6



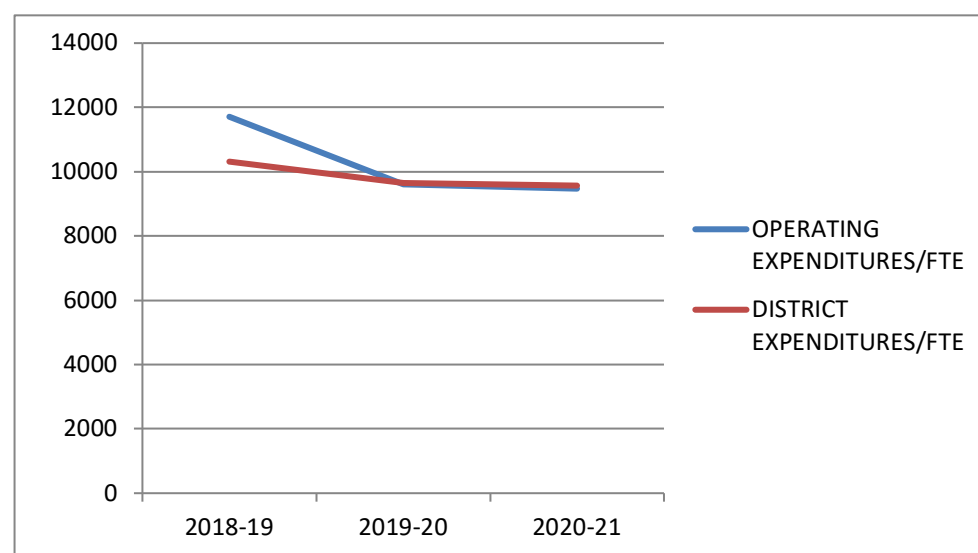
FTE/ADMINISTRATIVE STAFF	DISTRICT FTE/ADMINISTRATIVE STAFF
<b>CARR ELEMENTARY &amp; MIDDLE SCHOOL</b>	
2018-19	25.5
2019-20	22.1
2020-21	22



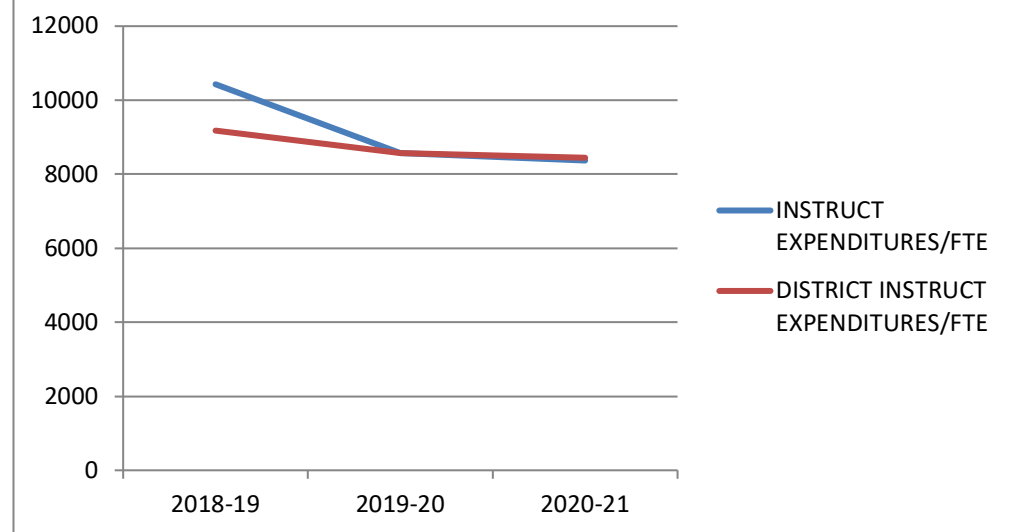
PERCENTAGE OF ADMIN TO TOTAL EXP	DISTRICT PERCENTAGE OF ADMIN TO TOTAL EXP
<b>CARR ELEMENTARY &amp; MIDDLE SCHOOL</b>	
2018-19	10.93%
2019-20	10.83%
2020-21	11.64%



OPERATING EXPENDITURES/FTE	DISTRICT EXPENDITURES/FTE
<b>CARR ELEMENTARY &amp; MIDDLE SCHOOL</b>	
2018-19	11710
2019-20	9611
2020-21	9473



INSTRUCT EXPENDITURES/FTE	DISTRICT INSTRUCT EXPENDITURES/FTE
<b>CARR ELEMENTARY &amp; MIDDLE SCHOOL</b>	
2018-19	10430
2019-20	8570
2020-21	8370



GENERAL FUND'S UNASSIGNED/ASSIGNED FUND BALANCE	
<b>CARR ELEMENTARY &amp; MIDDLE SCHOOL</b>	
2018-19	\$ 6,871,567
2019-20	\$ 13,474,828
2020-21	\$ 14,558,729

