

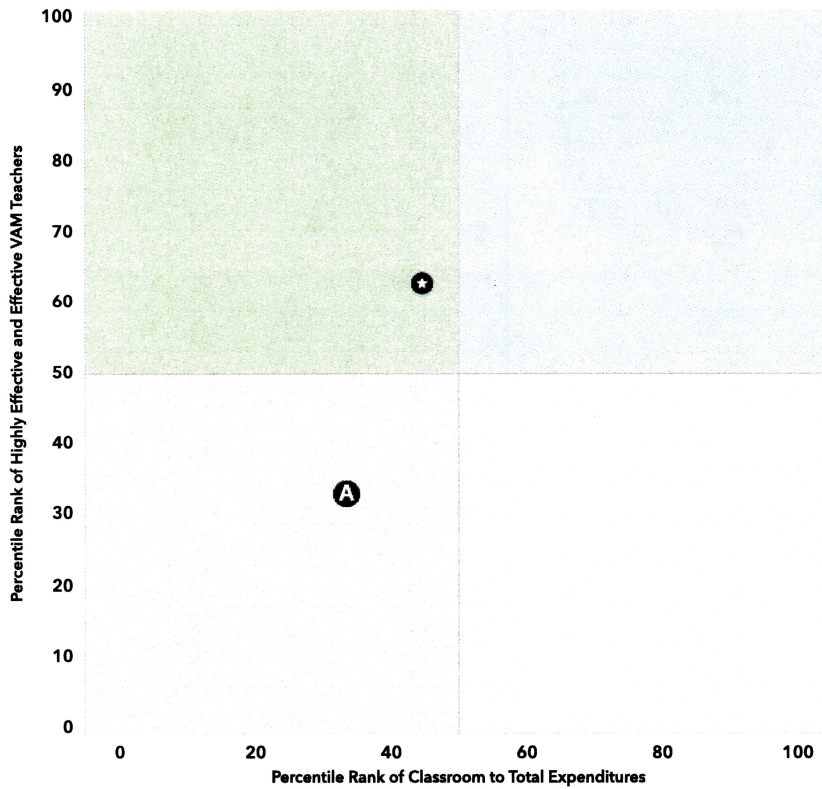
07 - CALHOUN

← Choose a different district or school

VAM vs. Financial Efficiency



Florida's Value-Added Model (VAM) scores represent the amount the teacher contributed to student learning growth, on average. Financial efficiency portrays the ratio of classroom expenditures to total expenditures.



★ 07 - CALHOUN A 0101 - ALTHA PUBLIC SCHOOL

On this Graph:

- ☐ My District
- ☐ All Districts in the State

0101 - ALTHA PUBLIC SCHOOL



+ Add a district or school

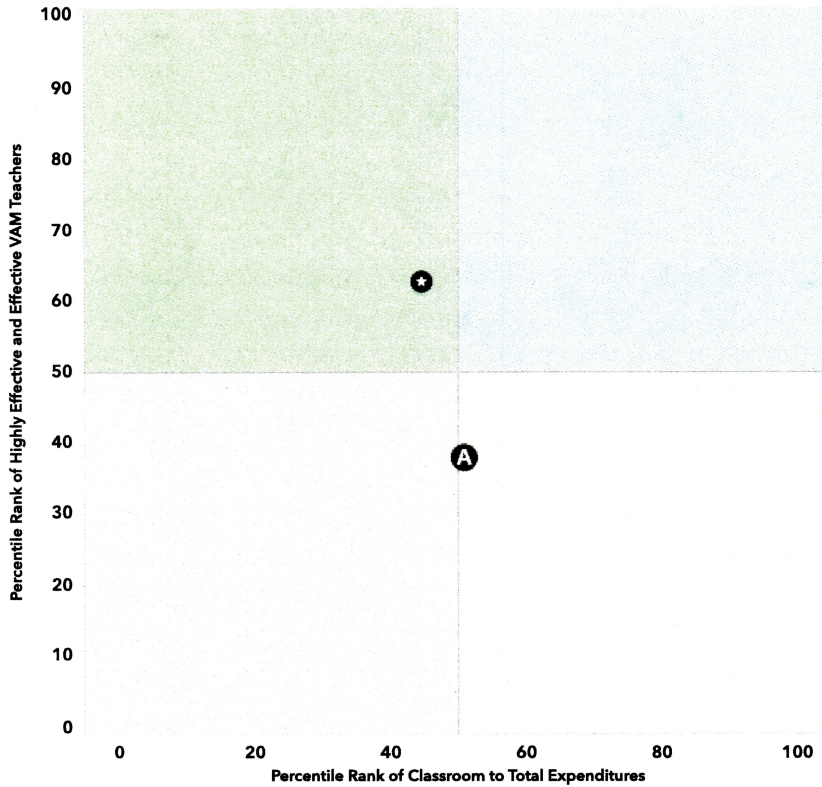
07 - CALHOUN

← Choose a different district or school

VAM vs. Financial Efficiency



Florida's Value-Added Model (VAM) scores represent the amount the teacher contributed to student learning growth, on average. Financial efficiency portrays the ratio of classroom expenditures to total expenditures.



★ 07 - CALHOUN A 0131 - BLOUNTSTOWN ELEMENTARY SCHOOL

On this Graph:

- ☐ My District
- ☐ All Districts in the State

0131 - BLOUNTSTOWN ELEMENTARY SCHOOL



+ Add a district or school

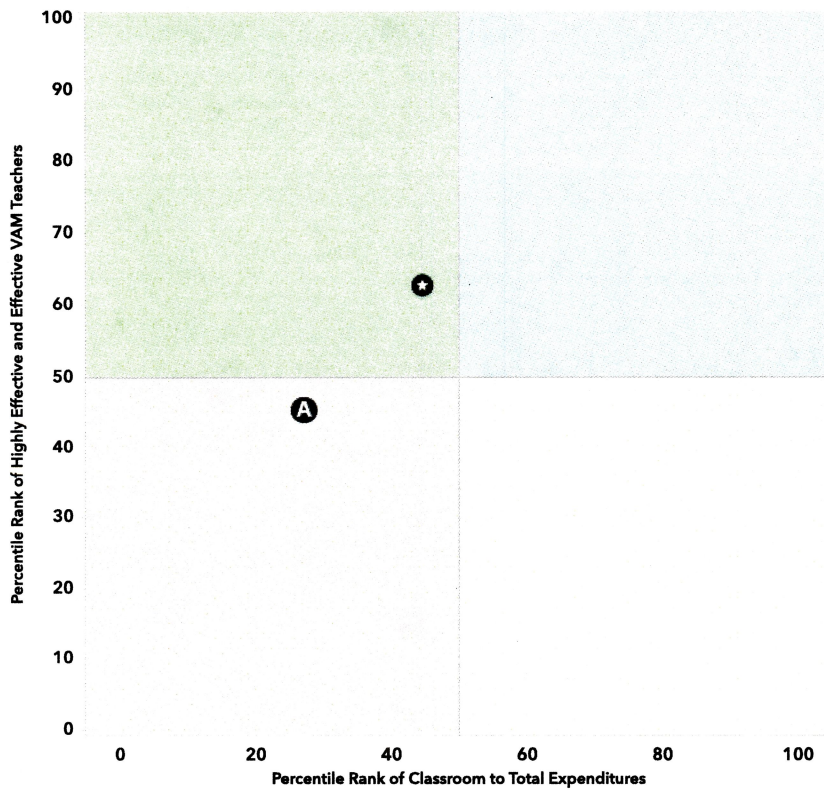
07 - CALHOUN

← Choose a different district or school

VAM vs. Financial Efficiency



Florida's Value-Added Model (VAM) scores represent the amount the teacher contributed to student learning growth, on average. Financial efficiency portrays the ratio of classroom expenditures to total expenditures.



★ 07 - CALHOUN Ⓐ 0021 - BLOUNTSTOWN HIGH SCHOOL

On this Graph:

- ☐ My District
- ☐ All Districts in the State

0021 - BLOUNTSTOWN HIGH SCHOOL



+ Add a district or school

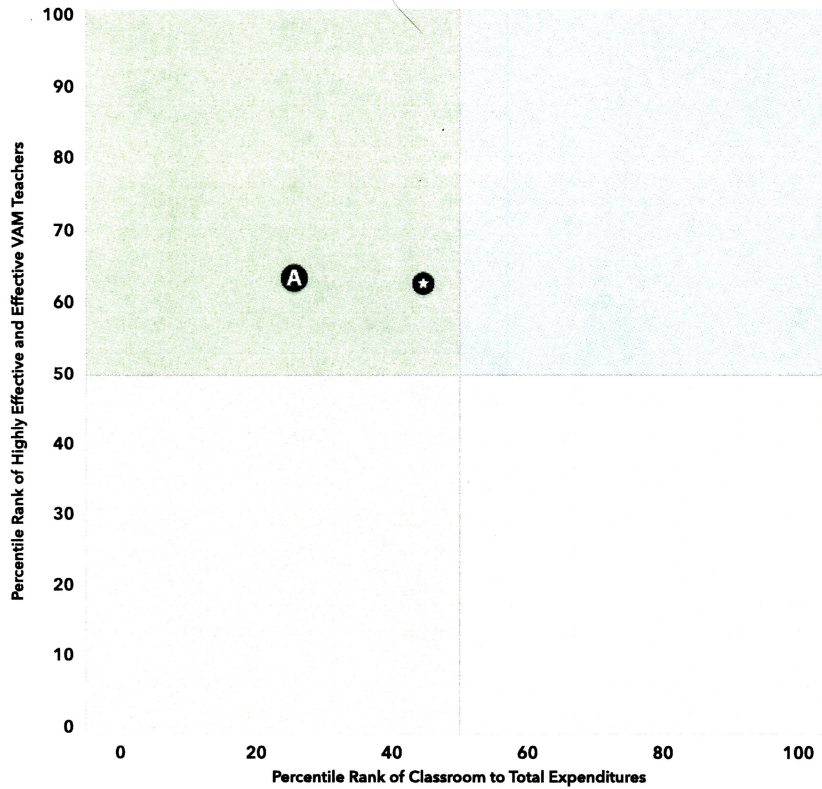
07 - CALHOUN

← Choose a different district or school

VAM vs. Financial Efficiency



Florida's Value-Added Model (VAM) scores represent the amount the teacher contributed to student learning growth, on average. Financial efficiency portrays the ratio of classroom expenditures to total expenditures.



★ 07 - CALHOUN A 0091 - CARR ELEMENTARY & MIDDLE SCHOOL

On this Graph:

- ☐ My District
- ☐ All Districts in the State

0091 - CARR ELEMENTARY & MIDDLE SCHOOL



+ Add a district or school

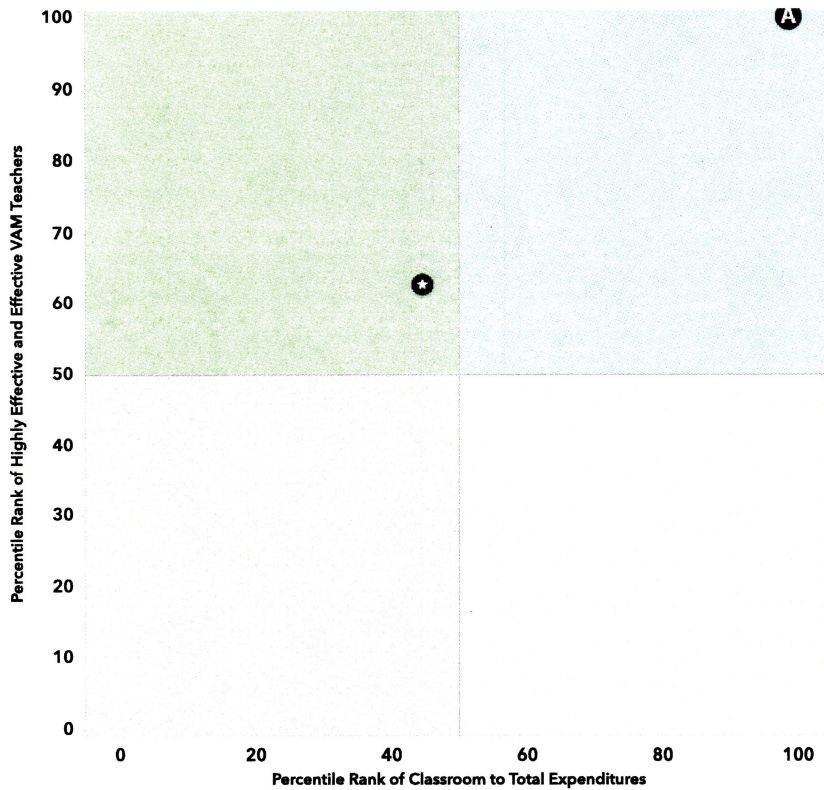
07 - CALHOUN

[← Choose a different district or school](#)

VAM vs. Financial Efficiency



Florida's Value-Added Model (VAM) scores represent the amount the teacher contributed to student learning growth, on average. Financial efficiency portrays the ratio of classroom expenditures to total expenditures.



★ 07 - CALHOUN A 7004 - CALHOUN VIRTUAL FRANCHISE

On this Graph:

- ☐ My District
- ☐ All Districts in the State

7004 - CALHOUN VIRTUAL FRANCHISE



[+ Add a district or school](#)