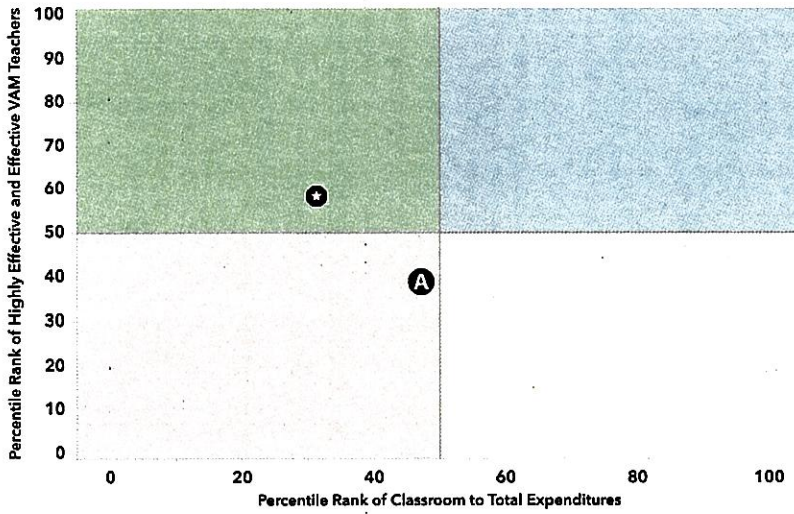


VAM vs. Financial Efficiency



07 - CALHOUN 0101 - ALTHA PUBLIC SCHOOL

District/School ↑	Percentile Rank of Highly Effective and Effective VAM Teachers	Percentile Rank of Classroom to Total Expenditures
0101 - ALTHA PUBLIC SCHOOL	38.481	47.302
07 - CALHOUN	58.209	31.343

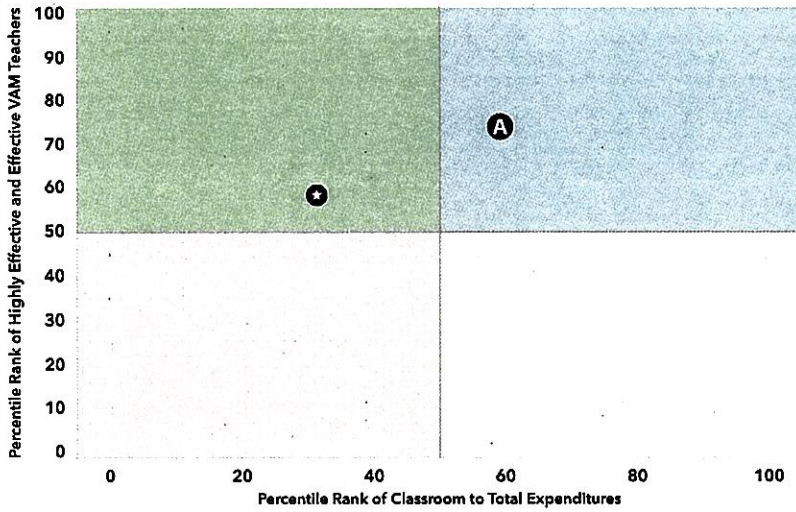
On this Graph:

- My District
- All Districts in the State

0101 - ALTHA PUBLIC SCHOOL

+ Add a district or school

VAM vs. Financial Efficiency



⊕ 07 - CALHOUN    ⊕ 0131 - BLOUNTSTOWN ELEMENTARY SCHOOL

District/School ↑	Percentile Rank of Highly Effective and Effective VAM Teachers	Percentile Rank of Classroom to Total Expenditures
0131 - BLOUNTSTOWN ELEMENTARY SCHOOL	73.976	59.21
07 - CALHOUN	58.209	31.343

On this Graph:

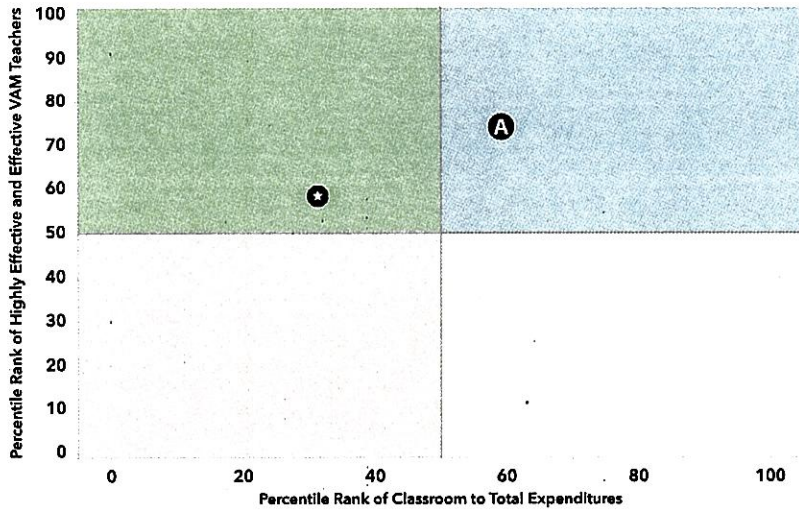
- My District
- All Districts in the State

0131 - BLOUNTSTOWN ELEMENTARY SCHOOL



+ Add a district or school

VAM vs. Financial Efficiency



⊕ 07 - CALHOUN    ⊕ 0131 - BLOUNTSTOWN ELEMENTARY SCHOOL

District/School ↑	Percentile Rank of Highly Effective and Effective VAM Teachers	Percentile Rank of Classroom to Total Expenditures
0131 - BLOUNTSTOWN ELEMENTARY SCHOOL	73.976	59.21
07 - CALHOUN	58.209	31.343

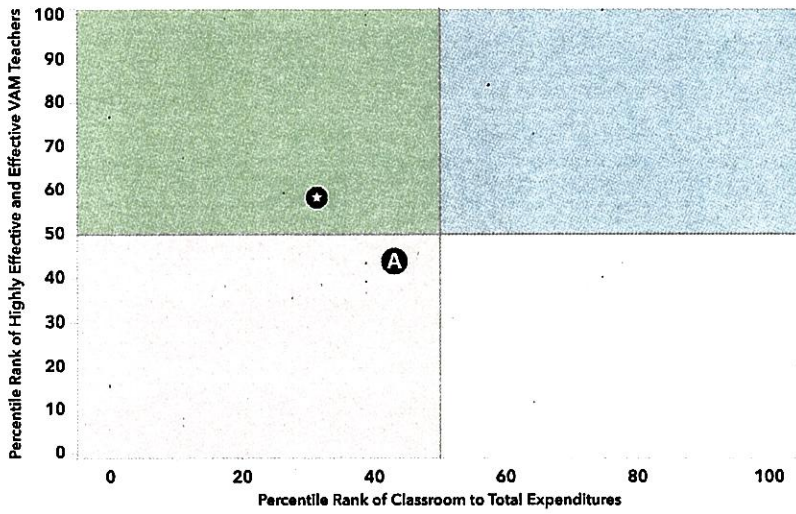
On this Graph:

- My District
- All Districts in the State

0131 - BLOUNTSTOWN ELEMENTARY SCHOOL x

+ Add a district or school

VAM vs. Financial Efficiency



★ 07 - CALHOUN    Ⓐ 0091 - CARR ELEMENTARY & MIDDLE SCHOOL

District/School ↑	Percentile Rank of Highly Effective and Effective VAM Teachers	Percentile Rank of Classroom to Total Expenditures
0091 - CARR ELEMENTARY & MIDDLE SCHOOL	43.515	43.134
07 - CALHOUN	58.209	31.343

On this Graph:

- My District
- All Districts in the State

0091 - CARR ELEMENTARY & MIDDLE SCHOOL x

+ Add a district or school