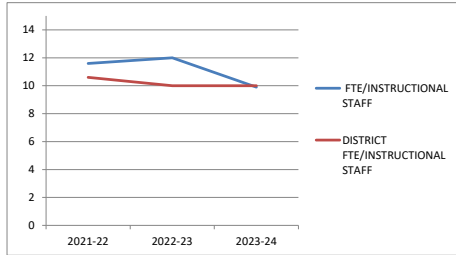
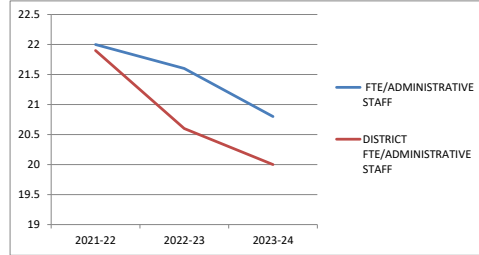


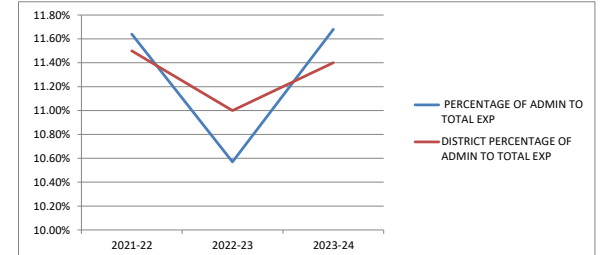
FTE/INSTRUCTIONAL STAFF	DISTRICT FTE/INSTRUCTIONAL STAFF
2021-22	11.6
2022-23	12
2023-24	9.9



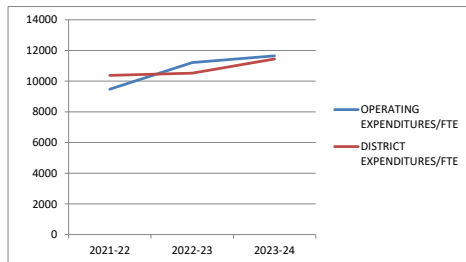
FTE/ADMINISTRATIVE STAFF	DISTRICT FTE/ADMINISTRATIVE STAFF
2021-22	22
2022-23	21.6
2023-24	20.8



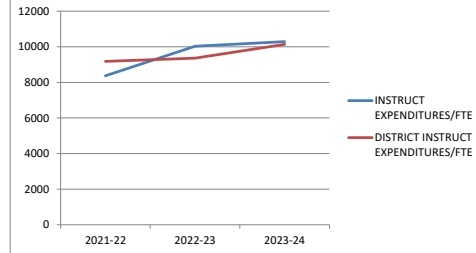
PERCENTAGE OF ADMIN TO TOTAL EXP	DISTRICT PERCENTAGE OF ADMIN TO TOTAL EXP
2021-22	11.64%
2022-23	10.57%
2023-24	11.68%



OPERATING EXPENDITURES/FTE	DISTRICT EXPENDITURES/FTE
2021-22	9473
2022-23	11217
2023-24	11650



INSTRUCT EXPENDITURES/FTE	DISTRICT INSTRUCT EXPENDITURES/FTE
2021-22	8370
2022-23	10031
2023-24	10289



GENERAL FUND'S UNASSIGNED/ASSIGNED FUND BALANCE	
2021-22	\$ 16,616,856
2022-23	\$ 17,067,650
2023-24	\$ 17,233,006

